

2.1 Identifying Sphere Size and Part Code

Sphere can be identified by the color assigned to their order codes. Part codes are also provided to identify the spheres depending on their uses.

For the part code, the atom is identified by the atomic symbol and the number of holes is identified in the subscript.

Character M indicates spheres which can be used for various atoms.

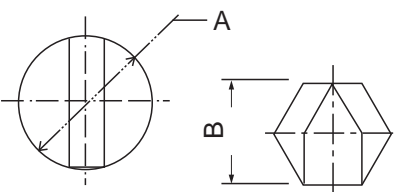
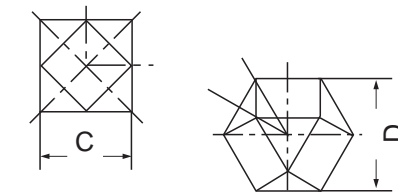
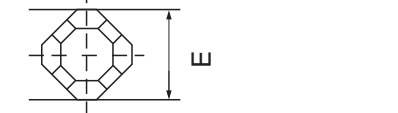
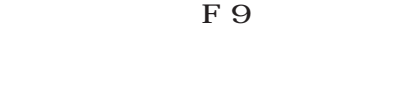

Character L preceding the atomic number indicates large spheres.

The subscript 14, omitted if the part code indicates a 14 hedron.

Parts code	description	Size	Nos of holes	Nos of planes	Color
C_{14}^4	Carbon tetrahedral	Small	4	14	Black
C_{20}^5	Carbon aromatic	Small	5	20	Black
m_{14}^{14}	Metal(Iron,Cobalt etc.)	Small	14	14	Red,Blue,Grey
LC_{14}^4	Carbon tetrahedral	Large	4	14	Black
LO_{14}^4	Oxygen tetrahedral	Large	4	14	Red
LM_{26}^{26}	Ion(Iron,Cobalt etc.)	Large	26	26	Yellow,Grey

2.2 Sphere Size

Design sizes of spheres are shown below :

Measurement Position	Small Sphere(mm)	Large Sphere(mm)
	A 10.0	20.0
	B 14.69	20.98
	C 12.73	18.18
	D 15.58	22.27
	E	21.0